

Salisbury 2022 POCD Survey

Tuesday, March 15, 2022

681

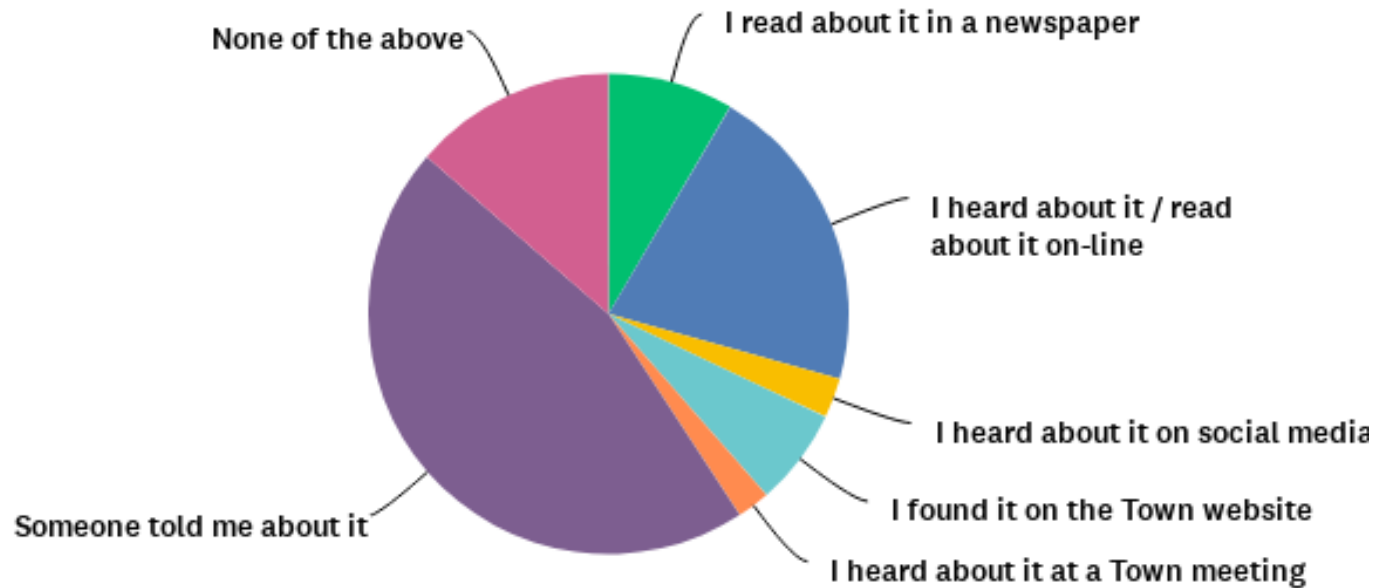
Total Responses

Date Created: Thursday, February 03, 2022

Complete Responses: 681

Q1: How did you learn about this on-line survey?

Answered: 674 Skipped: 7



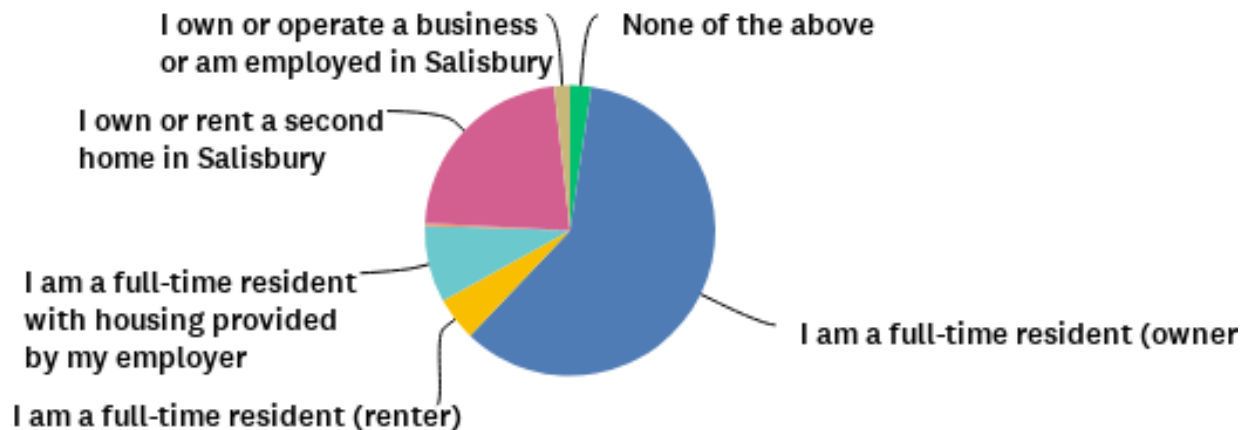
Q1: How did you learn about this on-line survey?

Answered: 674 Skipped: 7

ANSWER CHOICES	RESPONSES	
I read about it in a newspaper	8.46%	57
I heard about it / read about it on-line	20.92%	141
I heard about it on social media	2.67%	18
I found it on the Town website	6.53%	44
I heard about it at a Town meeting	2.23%	15
Someone told me about it	45.55%	307
None of the above	13.65%	92
TOTAL		674

Q2: What is your connection to Salisbury?

Answered: 678 Skipped: 3



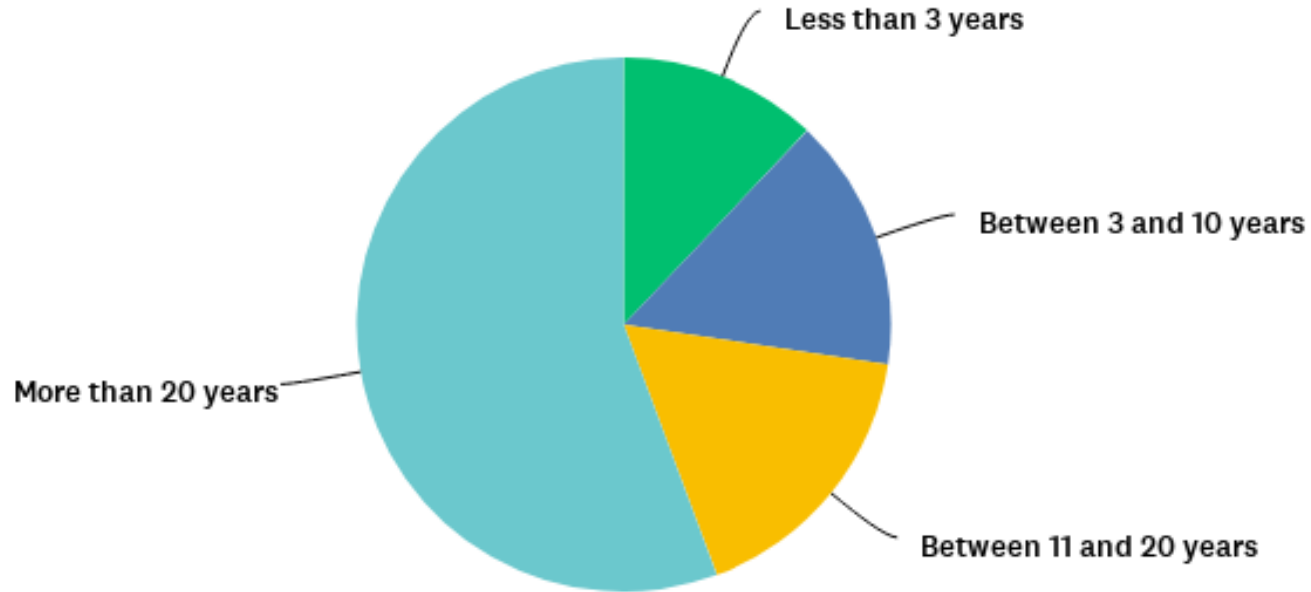
Q2: What is your connection to Salisbury?

Answered: 678 Skipped: 3

ANSWER CHOICES	RESPONSES	
None of the above	2.36%	16
I am a full-time resident (owner)	59.73%	405
I am a full-time resident (renter)	4.87%	33
I am a full-time resident with housing provided by my employer	8.55%	58
I am a student at a public school (Salisbury Elementary or Region 1) or at a private school in Salisbury	0.29%	2
I am a college student from Salisbury	0.00%	0
I own or rent a second home in Salisbury	22.42%	152
I own or operate a business or am employed in Salisbury	1.77%	12
None of the above	0.00%	0
TOTAL		678

Q3: How long have you been a full-time or seasonal resident and/or worked in Salisbury?

Answered: 672 Skipped: 9



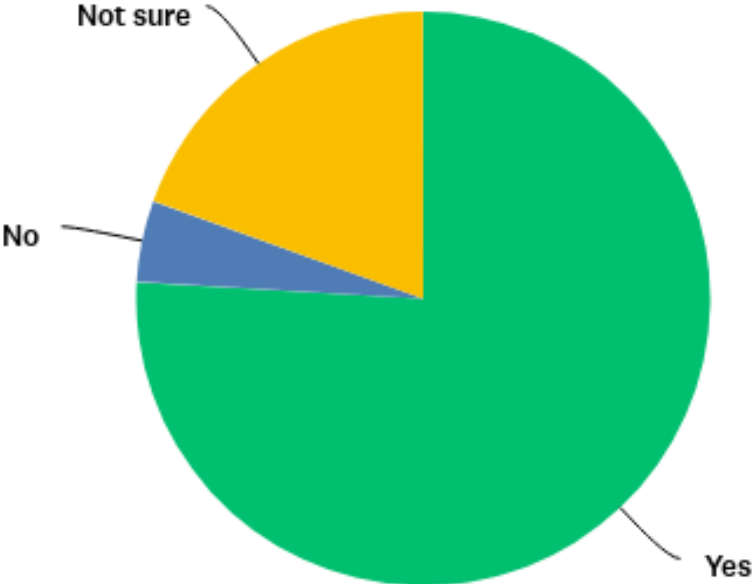
Q3: How long have you been a full-time or seasonal resident and/or worked in Salisbury?

Answered: 672 Skipped: 9

ANSWER CHOICES	RESPONSES	
Less than 3 years	12.05%	81
Between 3 and 10 years	15.33%	103
Between 11 and 20 years	16.96%	114
More than 20 years	55.65%	374
TOTAL		672

Q4: Do you think you will still reside or work in Salisbury in 10 years?

Answered: 673 Skipped: 8



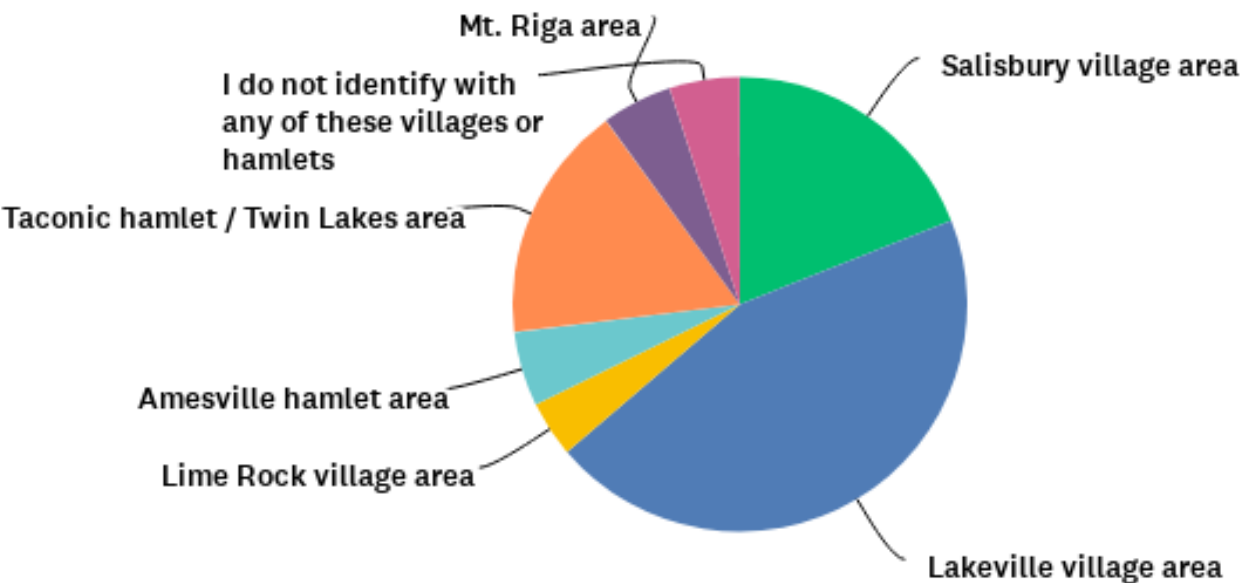
Q4: Do you think you will still reside or work in Salisbury in 10 years?

Answered: 673 Skipped: 8

ANSWER CHOICES	RESPONSES	
Yes	75.93%	511
No	4.61%	31
Not sure	19.47%	131
TOTAL		673

Q5: How would you best describe where you live or work in Salisbury?

Answered: 679 Skipped: 2



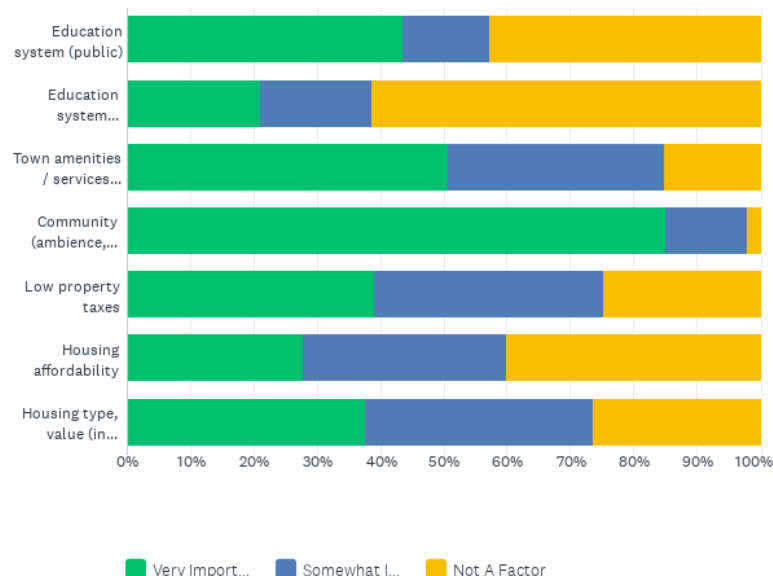
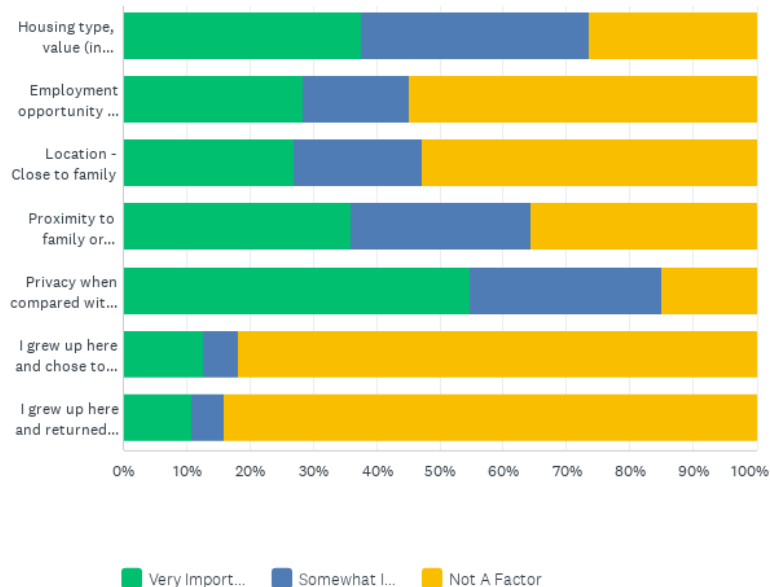
Q5: How would you best describe where you live or work in Salisbury?

Answered: 679 Skipped: 2

ANSWER CHOICES	RESPONSES	
Salisbury village area	19.00%	129
Lakeville village area	44.77%	304
Lime Rock village area	3.98%	27
Amesville hamlet area	5.30%	36
Taconic hamlet / Twin Lakes area	16.94%	115
Mt. Riga area	5.01%	34
I do not identify with any of these villages or hamlets	5.01%	34
TOTAL		679

Q6: How important were the following factors in your decision to live in Salisbury?

Answered: 504 Skipped: 177



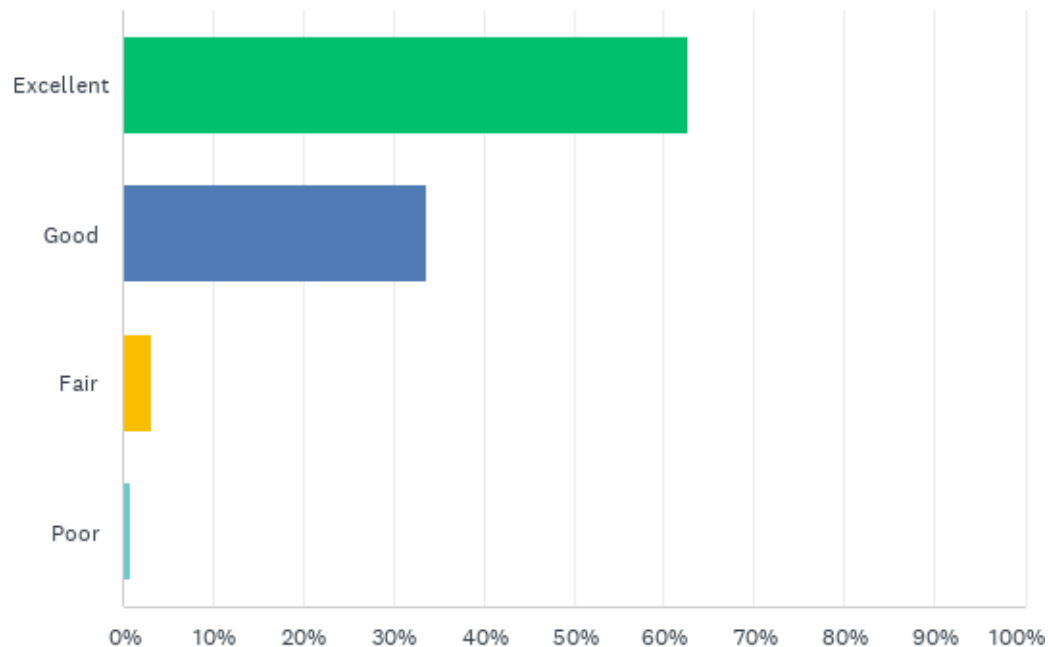
Q6: How important were the following factors in your decision to live in Salisbury?

Answered: 504 Skipped: 177

	VERY IMPORTANT	SOMEWHAT IMPORTANT	NOT A FACTOR	TOTAL	WEIGHTED AVERAGE
Education system (public)	43.53% 212	13.76% 67	42.71% 208	487	2.01
Education system (private)	21.07% 102	17.56% 85	61.36% 297	484	1.60
Town amenities / services (recreational facilities, etc.)	50.62% 245	34.30% 166	15.08% 73	484	2.36
Community (ambience, reputation, natural beauty, etc.)	85.10% 417	12.86% 63	2.04% 10	490	2.83
Low property taxes	39.00% 188	36.31% 175	24.69% 119	482	2.14
Housing affordability	27.86% 134	32.02% 154	40.12% 193	481	1.88
Housing type, value (in contrast with other towns)	37.53% 182	36.08% 175	26.39% 128	485	2.11
Employment opportunity / Proximity to work	28.34% 138	16.84% 82	54.83% 267	487	1.74
Location - Close to family	26.92% 130	20.29% 98	52.80% 255	483	1.74
Proximity to family or friends	35.92% 176	28.57% 140	35.51% 174	490	2.00
Privacy when compared with cities and suburbs	54.85% 266	30.31% 147	14.85% 72	485	2.40
I grew up here and chose to stay	12.74% 60	5.52% 26	81.74% 385	471	1.31
I grew up here and returned later in life	10.87% 51	5.12% 24	84.01% 394	469	1.27

Q7: How would you rate the overall quality of life in Salisbury?

Answered: 502 Skipped: 179



Q7: How would you rate the overall quality of life in Salisbury?

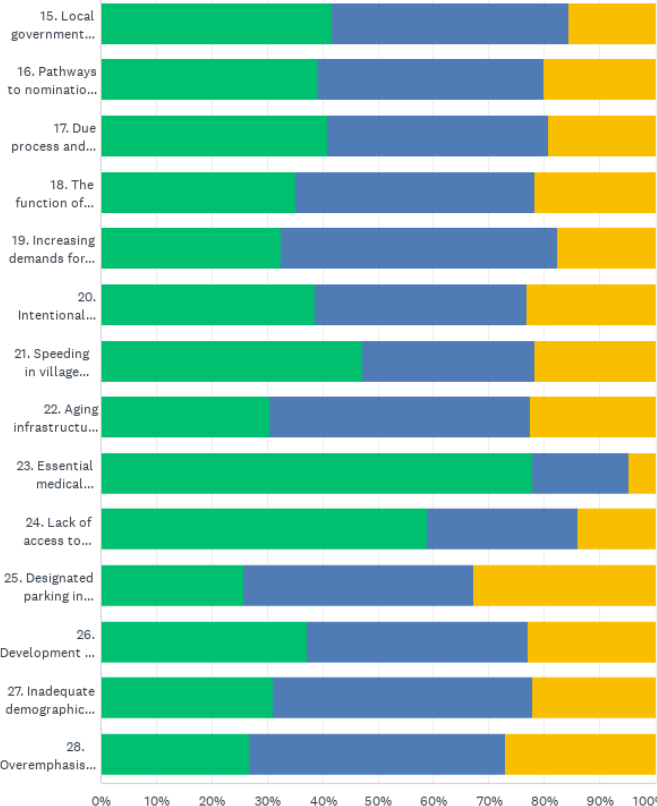
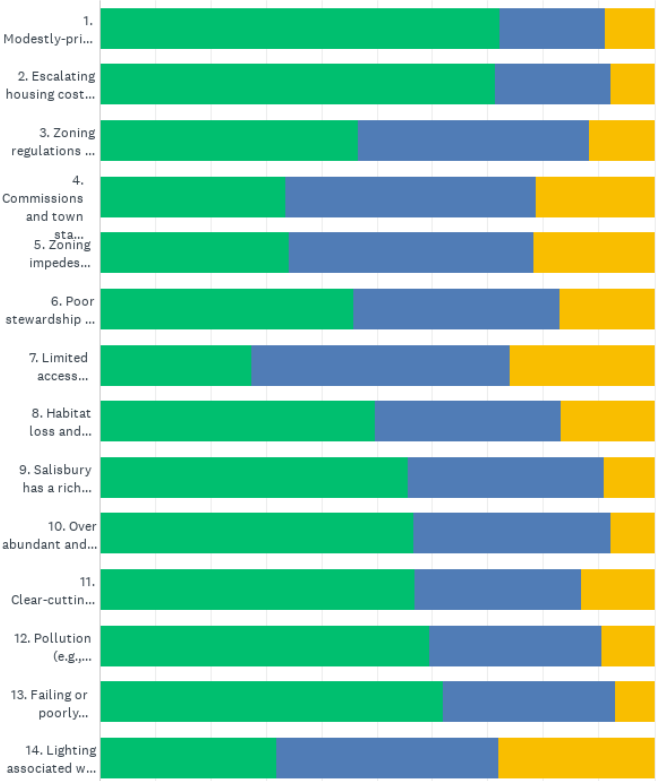
Answered: 502 Skipped: 179

ANSWER CHOICES	RESPONSES	
Excellent	62.75%	315
Good	33.67%	169
Fair	3.19%	16
Poor	0.80%	4
Total Respondents: 502		

Q8: How important do you feel the following issues are to Salisbury over the next 10 years?

Answered: 502 Skipped: 179

Very Import... Somewhat I... Not Very Im...



Q8: How important do you feel the following issues are to Salisbury over the next 10 years?

Answered: 502 Skipped: 179

	VERY IMPORTANT	SOMEWHAT IMPORTANT	NOT VERY IMPORTANT	TOTAL
1. Modestly-priced houses are being bought by investors who convert them to high-priced rentals or short-term rentals. This reduces the housing stock below \$500,000 particularly in neighborhoods that were traditionally affordable.	72.09% 359	19.08% 95	8.84% 44	498
2. Escalating housing costs, coupled with the lack of housing diversity affecting a broad segment of the community.	71.29% 355	20.88% 104	7.83% 39	498
3. Zoning regulations are inconsistent and impractical, and many definitions are conflicting or missing.	46.54% 222	41.72% 199	11.74% 56	477
4. Commissions and town staff often work in administrative silos resulting in duplication of efforts and inefficiencies.	33.62% 158	45.11% 212	21.28% 100	470
5. Zoning impedes commercial diversity and retail viability in Lakeville and Salisbury village centers resulting in lost economic opportunities.	34.17% 163	44.23% 211	21.59% 103	477
6. Poor stewardship and deficient standards threaten the integrity of "protected" lands.	45.88% 217	37.21% 176	16.91% 80	473
7. Limited access (parking) and amenities (garbage receptacles, toilets) at our preserves, parks, and trail heads are detrimental to both natural and human communities.	27.33% 132	46.79% 226	25.88% 125	483
8. Habitat loss and fragmentation, due to overdevelopment, are a reflection of inadequate regulatory oversight and protection, especially of critical wetland resources.	49.79% 239	33.54% 161	16.67% 80	480

	VERY IMPORTANT	SOMEWHAT IMPORTANT	NOT VERY IMPORTANT	TOTAL
9. Salisbury has a rich diversity of wetlands, but many of these are vulnerable to impacts from development such as stormwater run-off.	55.53% 266	35.49% 170	8.98% 43	479
10. Over abundant and invasive species (plants and animals) are expanding their range and populations and have gone largely unchecked.	56.70% 275	35.46% 172	7.84% 38	485
11. Clear-cutting and deforestation threaten the environment and scenic beauty of Salisbury.	56.76% 273	30.15% 145	13.10% 63	481
12. Pollution (e.g., herbicides, pesticides, PCBs, fertilizers, road salts) poses short and long-term threats to the environment and human health.	59.50% 288	30.99% 150	9.50% 46	484
13. Failing or poorly maintained septic systems increase both nitrogen and phosphorous inputs to Salisbury's lakes. Health Department approvals for septic systems are "to drinking water standards" and do not adequately protect waterbodies from eutrophication (excessive richness of nutrients in a lake or other body of water, frequently due to runoff from the land, which causes a dense growth of plant life and death of animal life from lack of oxygen).	62.06% 301	30.93% 150	7.01% 34	485
14. Lighting associated with residential, institutional, and commercial development disrupts viewsheds and impacts the residents of adjacent properties.	31.83% 155	40.25% 196	27.93% 136	487

Q8: How important do you feel the following issues are to Salisbury over the next 10 years?

Answered: 502 Skipped: 179

	VERY IMPORTANT	SOMEWHAT IMPORTANT	NOT VERY IMPORTANT	TOTAL
15. Local government could do more to increase agricultural viability in Salisbury by adopting a "Right to Farm" ordinance, encouraging regenerative agricultural practices, relaxing land use restrictions on working farms, and providing tools to diversify agriculture ensuring the next generation of farmers.	41.74% 202	42.77% 207	15.50% 75	484
16. Pathways to nominations and appointments to Town boards/commissions/committees are overly politicized and/or non-inclusive. This often results in the same people serving on multiple Town boards/commissions/committees for extended periods of time.	39.25% 188	40.71% 195	20.04% 96	479
17. Due process and decisions impacting the greater community are under threat by special interest groups lobbying elected and appointed officials.	40.89% 193	39.83% 188	19.28% 91	472
18. The function of local government relies on many volunteers without specialized training.	35.27% 170	43.15% 208	21.58% 104	482
19. Increasing demands for Town services, result in unreasonable expectations of municipal staff and resources.	32.42% 154	49.89% 237	17.68% 84	475
20. Intentional lack of adherence to (willful violation of) Town regulations is an increasing problem.	38.70% 185	38.28% 183	23.01% 110	478
21. Speeding in village centers and inadequate infrastructure for pedestrian circulation pose significant public safety concerns.	47.31% 229	30.99% 150	21.69% 105	484

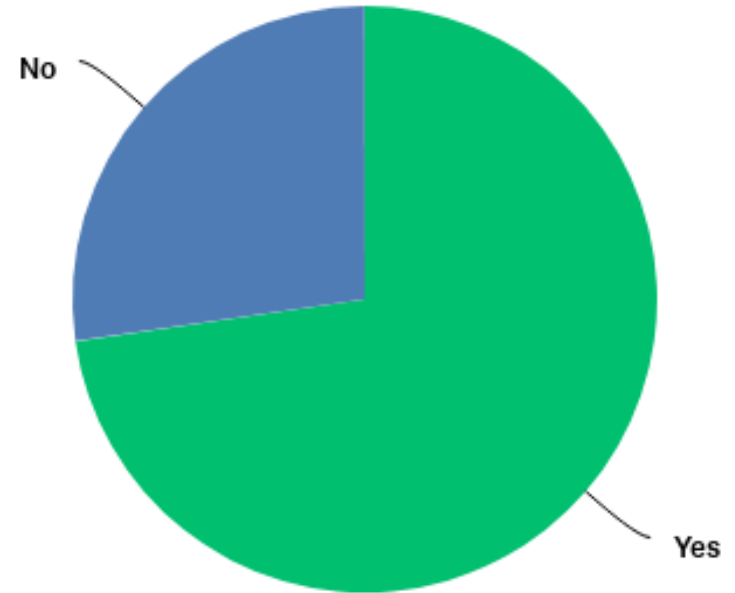
	VERY IMPORTANT	SOMEWHAT IMPORTANT	NOT VERY IMPORTANT	TOTAL
22. Aging infrastructure is not designed to accommodate the greatly altered weather patterns caused by climate change.	30.46% 145	47.06% 224	22.48% 107	476
23. Essential medical services (hospitals, doctors, EMTs) are under threat affecting all segments of the population from babies to seniors.	77.91% 381	17.38% 85	4.70% 23	489
24. Lack of access to reliable high-speed internet and cellular phone service impede the safety and economic viability of Salisbury.	58.94% 290	27.24% 134	13.82% 68	492
25. Designated parking in village centers is unsuitable, hindering the success of local business and creating unsafe pedestrian and vehicular circulation.	25.83% 124	41.46% 199	32.71% 157	480
26. Development of ridgelines and steep slopes are impacting the viewsheds, scenic beauty and rural ambiance of Salisbury.	37.18% 177	39.92% 190	22.90% 109	476
27. Inadequate demographic data on the changing population of our Town hampers our ability to plan for the future.	31.08% 147	46.93% 222	21.99% 104	473
28. Overemphasis on maintaining the low mill rate* rather than reinvesting in the community and services.	26.81% 126	46.17% 217	27.02% 127	470

Q10: Would you be willing to pay more in property taxes (less than 0.5 mill*) to help address the problem you identified in #9 above?

Answered: 473 Skipped: 208

In 2021, Salisbury had the lowest mill rate in the State.

A mill is one dollar for every thousand dollars of the assessed value of your property. Example: an increase of 0.5 mill on a home assessed at \$500,000 is \$250 annually and an increase of 1.0 mill on a home assessed at \$500,000 is \$500 annually.



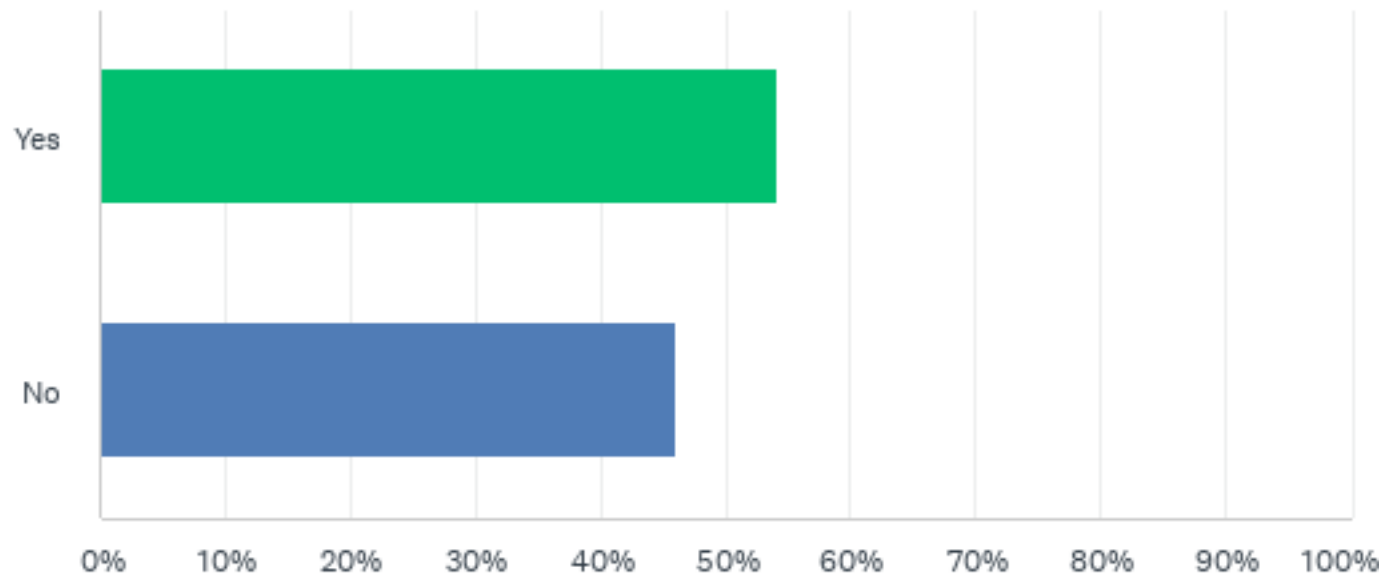
Q10: Would you be willing to pay more in property taxes (less than 0.5 mill*) to help address the problem you identified in #9 above?

Answered: 473 Skipped: 208

ANSWER CHOICES	RESPONSES	
Yes	72.73%	344
No	27.27%	129
TOTAL		473

Q11: Would you be willing to pay more in property taxes (up to 1 mill*) to help address the problem you identified in #9 above?

Answered: 468 Skipped: 213



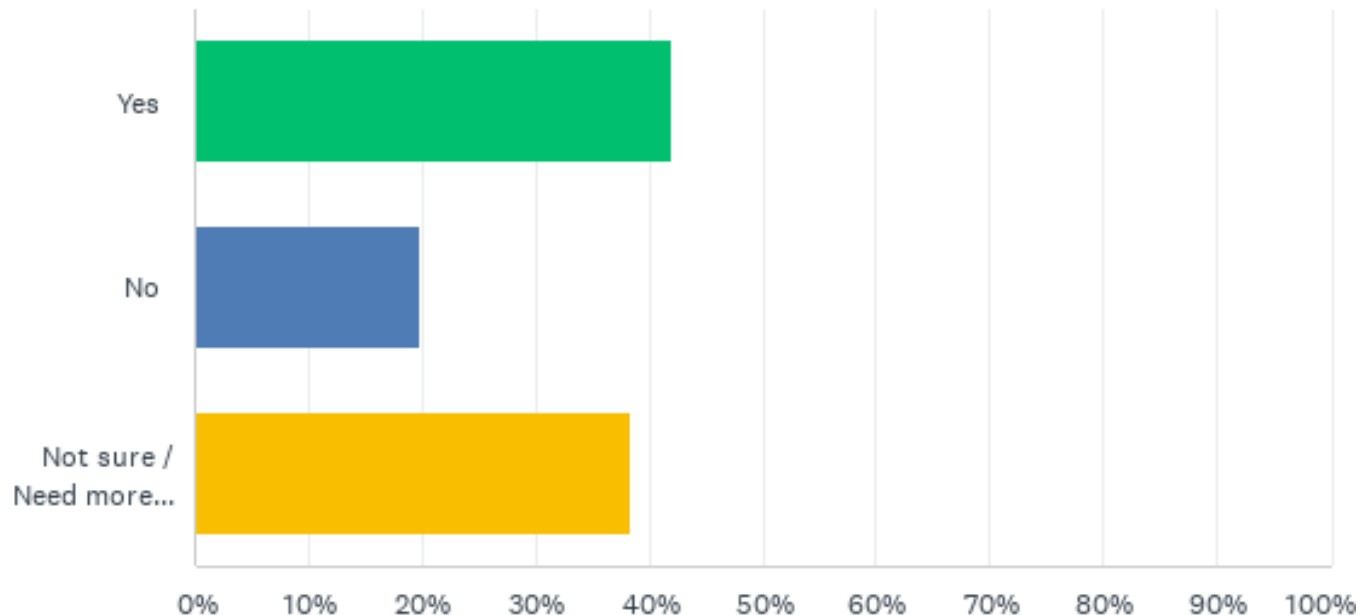
Q11: Would you be willing to pay more in property taxes (up to 1 mill*) to help address the problem you identified in #9 above?

Answered: 468 Skipped: 213

ANSWER CHOICES	RESPONSES	
Yes	54.06%	253
No	46.15%	216
Total Respondents: 468		

Q12: Would you be willing to serve on a commission, committee, or board to address any of the problems (1-28) enumerated above?

Answered: 487 Skipped: 194



Q12: Would you be willing to serve on a commission, committee, or board to address any of the problems (1-28) enumerated above?

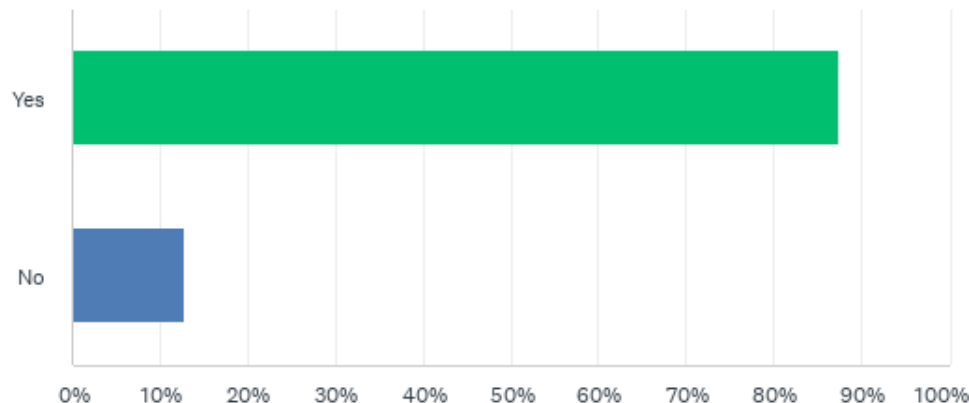
Answered: 487 Skipped: 194

ANSWER CHOICES	RESPONSES	
Yes	42.09%	205
No	19.92%	97
Not sure / Need more information	38.40%	187
Total Respondents: 487		

Q13: Would you support a citation ordinance with financial penalties for those who willfully violate our local land use regulations?

Answered: 484 Skipped: 197

(Note: Many of the problems enumerated above are exacerbated by lack of compliance with local regulations)



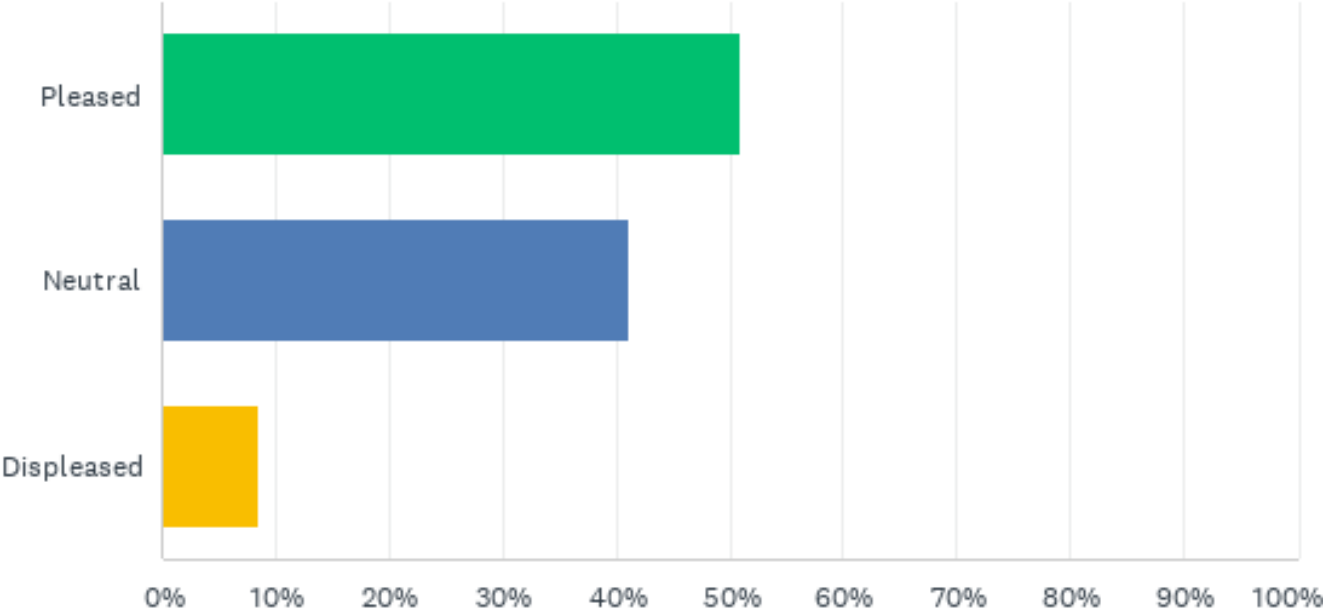
Q13: Would you support a citation ordinance with financial penalties for those who willfully violate our local land use regulations?

Answered: 484 Skipped: 197

ANSWER CHOICES	RESPONSES	
Yes	87.40%	423
No	12.81%	62
Total Respondents: 484		

Q14: Are you pleased with the overall performance of local government?

Answered: 491 Skipped: 190



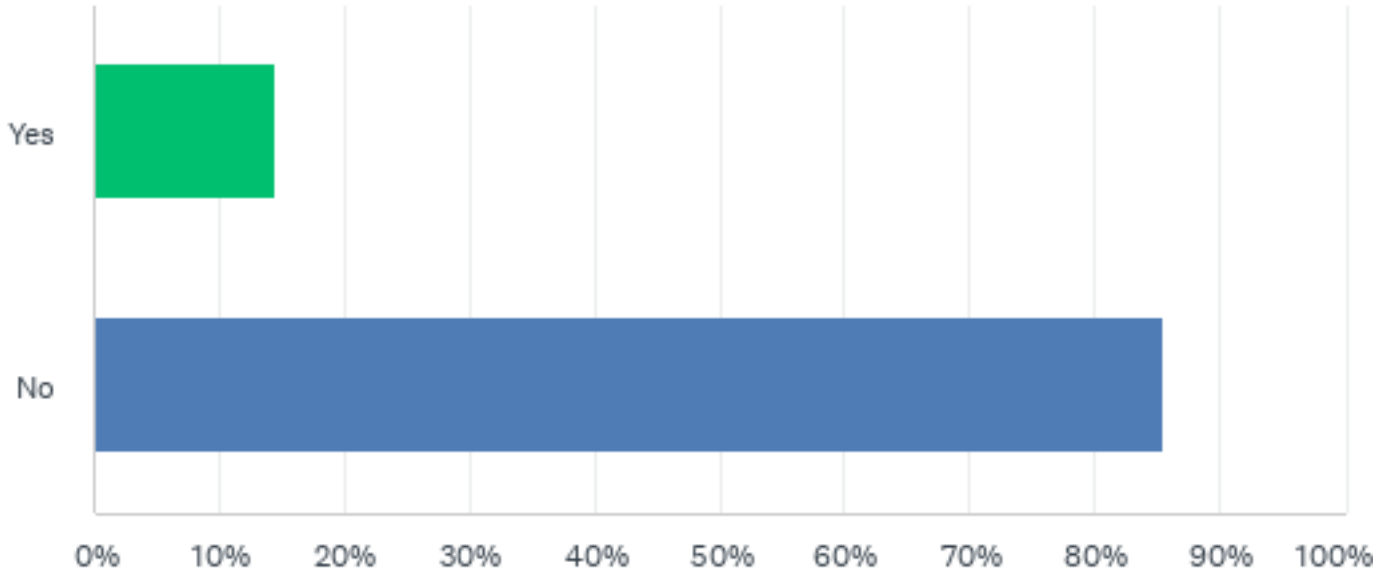
Q14: Are you pleased with the overall performance of local government?

Answered: 491 Skipped: 190

ANSWER CHOICES	RESPONSES	
Pleased	50.92%	250
Neutral	41.14%	202
Displeased	8.55%	42
Total Respondents: 491		

Q15: Do you currently serve on an elected or appointed commission, committee, or board for the Town of Salisbury?

Answered: 490 Skipped: 191



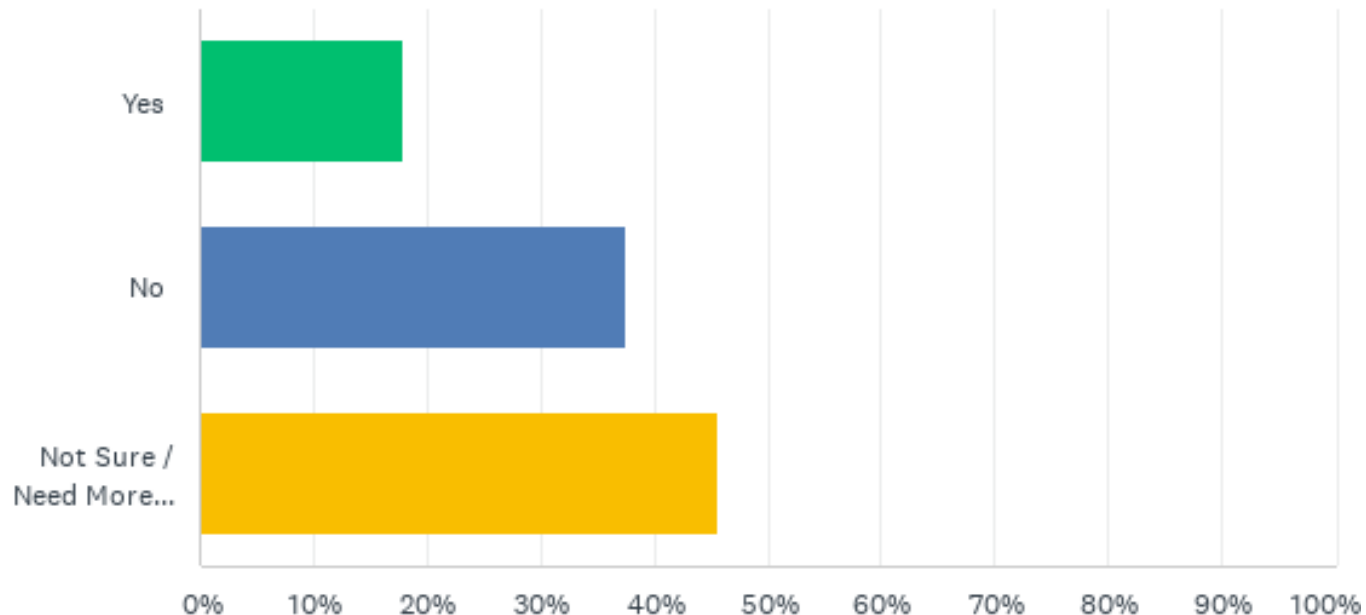
Q15: Do you currently serve on an elected or appointed commission, committee, or board for the Town of Salisbury?

Answered: 490 Skipped: 191

ANSWER CHOICES	RESPONSES	
Yes	14.49%	71
No	85.51%	419
Total Respondents: 490		

Q16: Do you think the Town relies too heavily on volunteers rather than hiring professionals?

Answered: 491 Skipped: 190



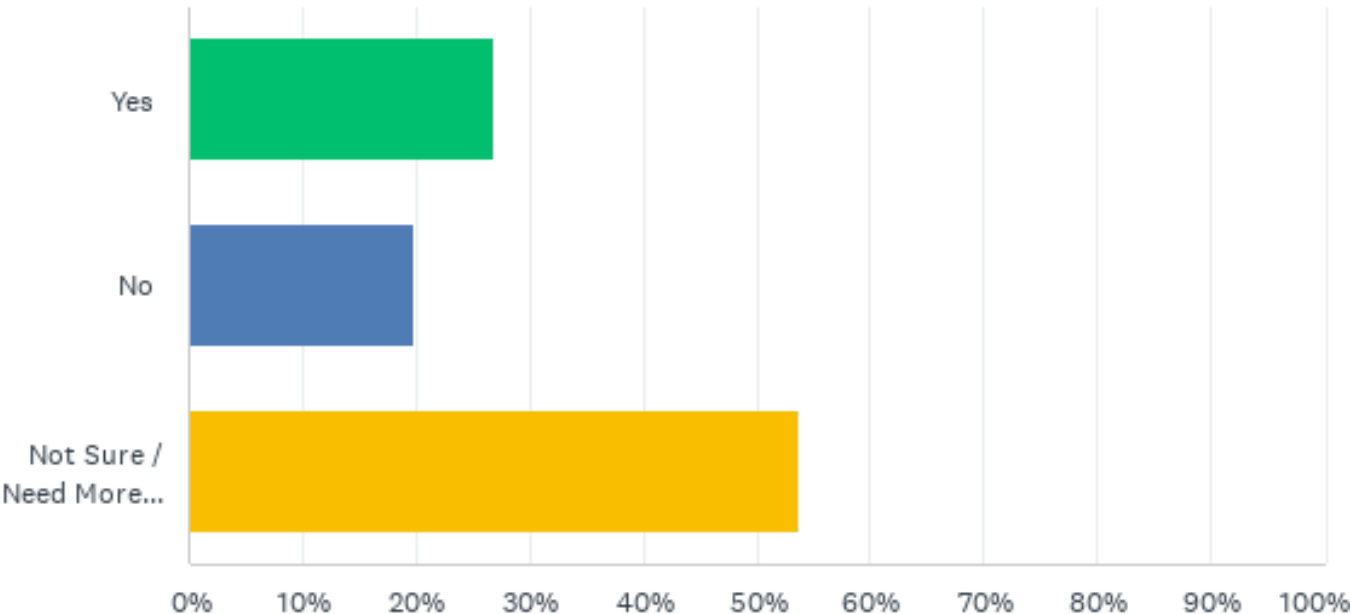
Q16: Do you think the Town relies too heavily on volunteers rather than hiring professionals?

Answered: 491 Skipped: 190

ANSWER CHOICES	RESPONSES	
Yes	17.92%	88
No	37.47%	184
Not Sure / Need More Information	45.62%	224
Total Respondents: 491		

Q17: Do you think the Town would benefit from a full-time town manager?

Answered: 490 Skipped: 191



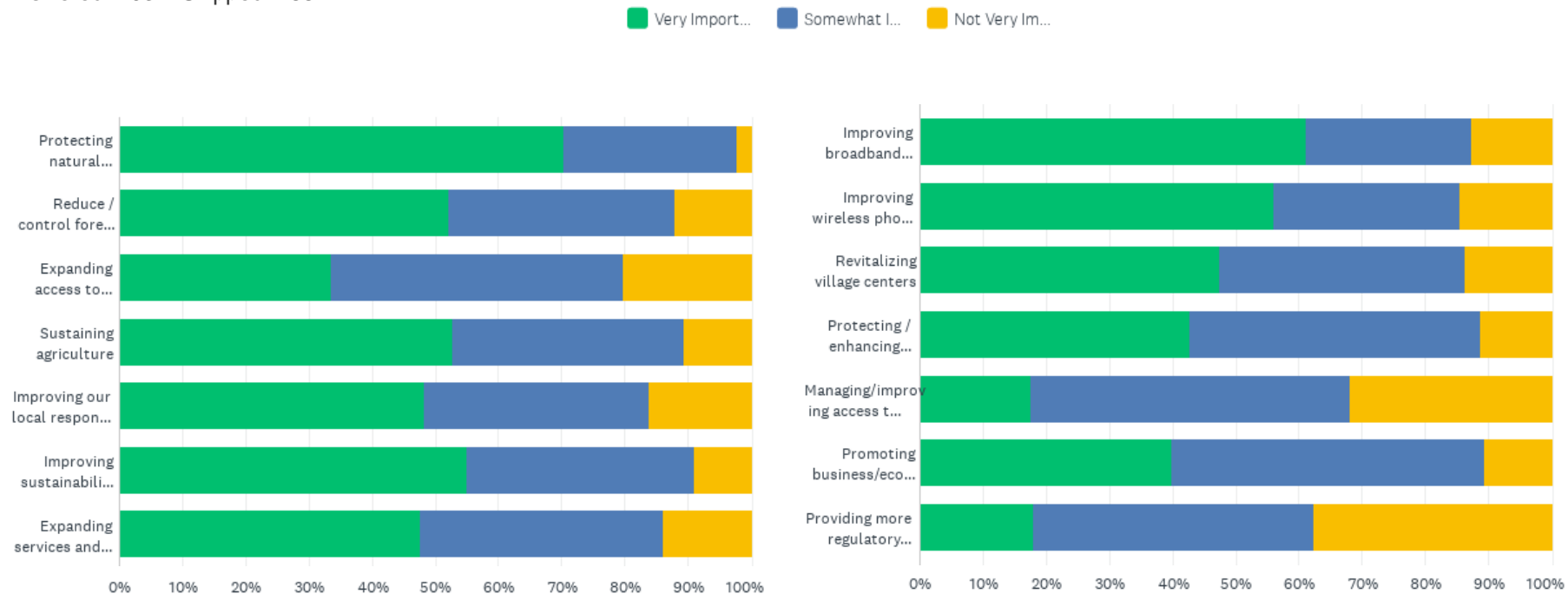
Q17: Do you think the Town would benefit from a full-time town manager?

Answered: 490 Skipped: 191

ANSWER CHOICES	RESPONSES	
Yes	26.94%	132
No	19.80%	97
Not Sure / Need More Information	53.67%	263
Total Respondents: 490		

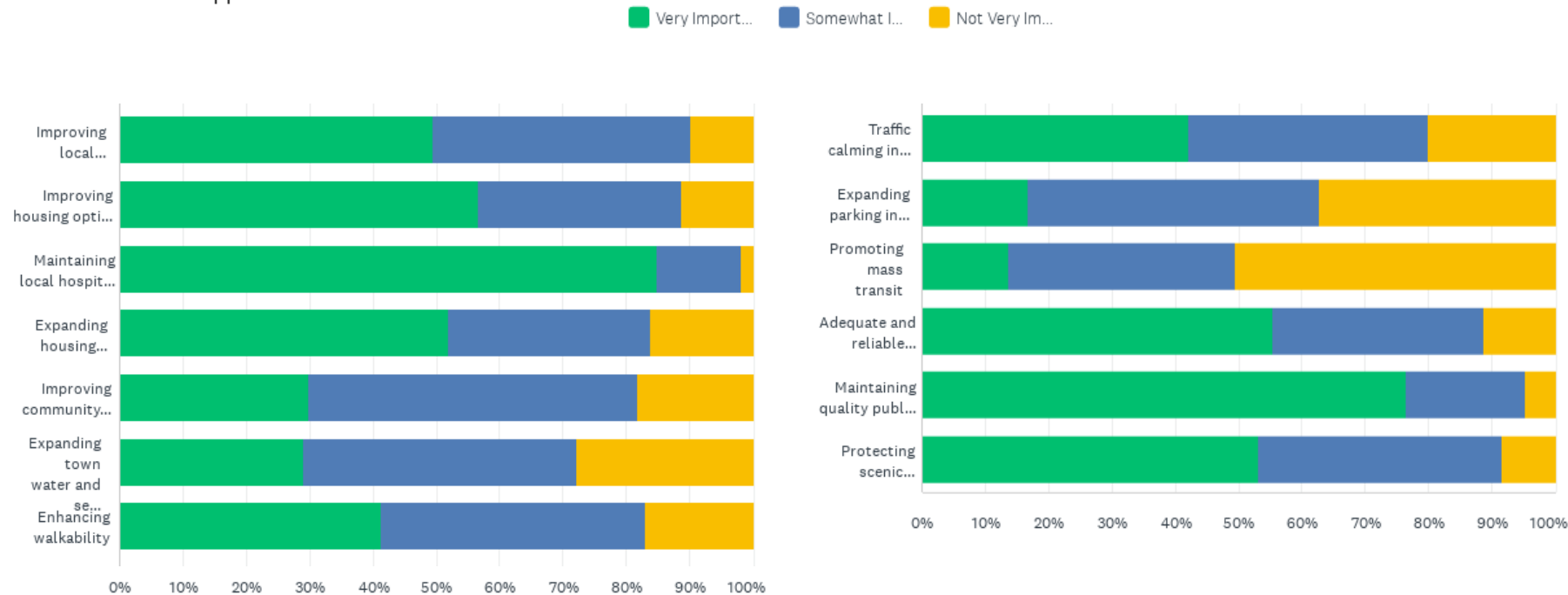
Q18: Below is a list of possible goals for the Town. How important are these goals to you?

Answered: 493 Skipped: 188



Q18: Below is a list of possible goals for the Town. How important are these goals to you?

Answered: 493 Skipped: 188



Q18: Below is a list of possible goals for the Town. How important are these goals to you?

Answered: 493 Skipped: 188

	VERY IMPORTANT	SOMEWHAT IMPORTANT	NOT VERY IMPORTANT	TOTAL
Protecting natural resources / open space	70.37% 342	27.37% 133	2.26% 11	486
Reduce / control forest clear cutting	52.07% 251	35.89% 173	12.03% 58	482
Expanding access to trails and other natural features	33.61% 161	46.14% 221	20.25% 97	479
Sustaining agriculture	52.71% 253	36.67% 176	10.63% 51	480
Improving our local response to climate change	48.25% 235	35.52% 173	16.22% 79	487
Improving sustainability / reducing carbon footprint / recycling / composting	54.94% 267	36.01% 175	9.05% 44	486
Expanding services and housing options for seniors	47.75% 233	38.32% 187	13.93% 68	488
Improving broadband internet access	61.11% 297	26.13% 127	12.76% 62	486

	VERY IMPORTANT	SOMEWHAT IMPORTANT	NOT VERY IMPORTANT	TOTAL
Improving wireless phone service	56.03% 274	29.45% 144	14.52% 71	489
Revitalizing village centers	47.52% 230	38.84% 188	13.64% 66	484
Protecting / enhancing cultural assets (historic resources, events, etc.)	42.77% 207	46.07% 223	11.16% 54	484
Managing/improving access to Housatonic River	17.61% 84	50.52% 241	31.87% 152	477
Promoting business/economic development	39.92% 192	49.48% 238	10.60% 51	481
Providing more regulatory oversight for docks on the six lakes and Housatonic River	17.93% 85	44.51% 211	37.55% 178	474
Improving local protection of wetlands and watercourses, through regulation and education	49.59% 241	40.53% 197	9.88% 48	486

Q18: Below is a list of possible goals for the Town. How important are these goals to you?

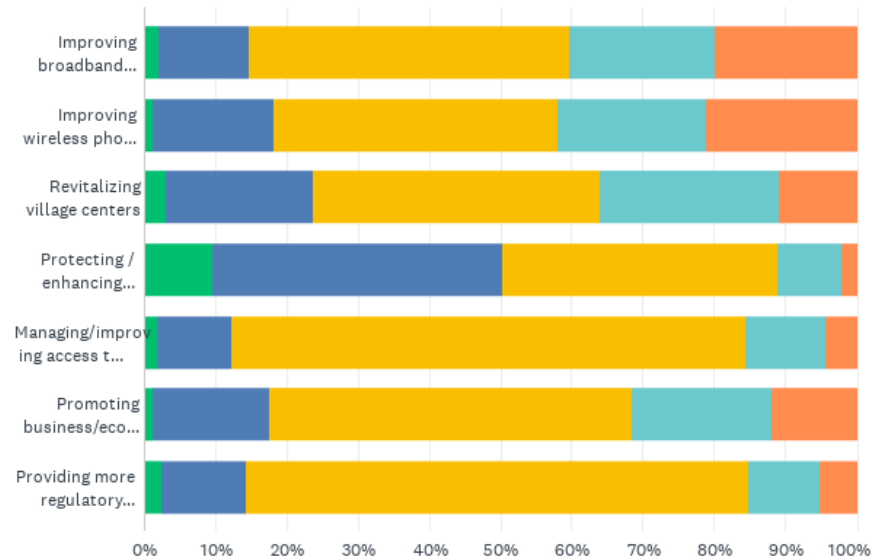
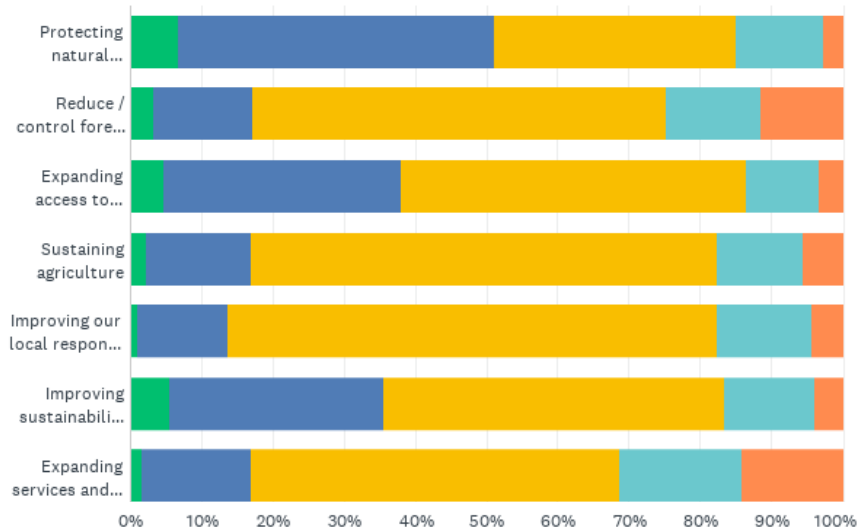
Answered: 493 Skipped: 188

	VERY IMPORTANT	SOMEWHAT IMPORTANT	NOT VERY IMPORTANT	TOTAL
Improving housing options and opportunities for Town employees	56.65% 277	32.11% 157	11.25% 55	489
Maintaining local hospitals and health care	84.90% 416	13.27% 65	1.84% 9	490
Expanding housing diversity (apartments, duplexes)	51.95% 253	31.83% 155	16.22% 79	487
Improving community facilities (e.g., recreation, transfer station)	29.79% 143	52.08% 250	18.13% 87	480
Expanding town water and sewer to areas near the villages of Lakeville and Salisbury	29.05% 140	43.15% 208	27.80% 134	482
Enhancing walkability	41.36% 201	41.77% 203	16.87% 82	486
Traffic calming in villages	42.18% 205	37.86% 184	19.96% 97	486

	VERY IMPORTANT	SOMEWHAT IMPORTANT	NOT VERY IMPORTANT	TOTAL
Expanding parking in villages	16.70% 81	45.98% 223	37.32% 181	485
Promoting mass transit	13.74% 65	35.73% 169	50.53% 239	473
Adequate and reliable utilities (electricity, oil, propane)	55.39% 267	33.40% 161	11.20% 54	482
Maintaining quality public schools	76.48% 374	18.81% 92	4.70% 23	489
Protecting scenic viewsheds	53.13% 255	38.54% 185	8.33% 40	480

Q19: How well do you think the Town of Salisbury is doing addressing these goals?

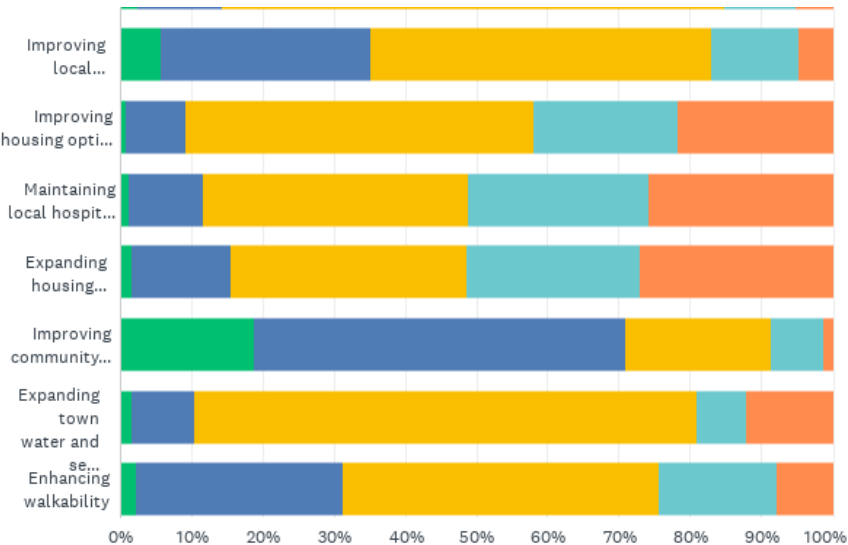
Answered: 483 Skipped: 198



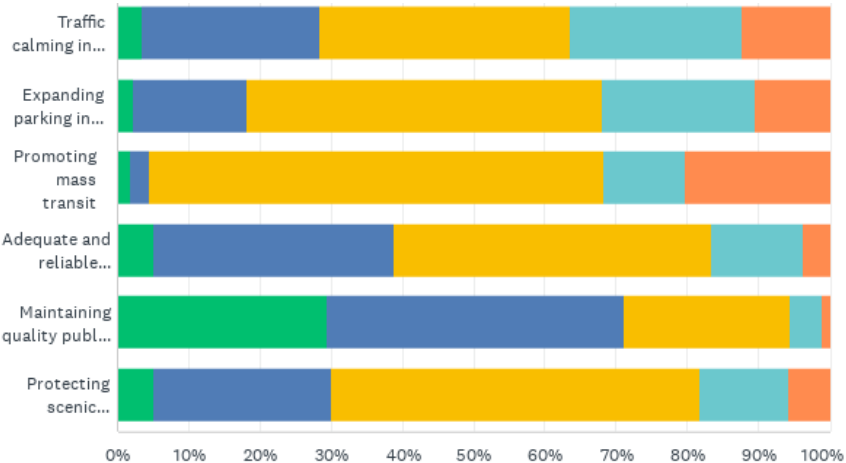
■ Excellent
 ■ Good
 ■ Not Sure
 ■ Fair
 ■ Poor

Q19: How well do you think the Town of Salisbury is doing addressing these goals?

Answered: 483 Skipped: 198



Excellent Good Not Sure Fair Poor



Q19: How well do you think the Town of Salisbury is doing addressing these goals?

Answered: 483 Skipped: 198

	EXCELLENT	GOOD	NOT SURE	FAIR	POOR	TOTAL	WEIGHTED AVERAGE
Protecting natural resources / open space	6.79% 32	44.37% 209	33.97% 160	12.10% 57	2.76% 13	471	0.40
Reduce / control forest clear cutting	3.20% 15	14.07% 66	58.00% 272	13.22% 62	11.51% 54	469	-0.16
Expanding access to trails and other natural features	4.66% 22	33.47% 158	48.31% 228	10.38% 49	3.18% 15	472	0.26
Sustaining agriculture	2.16% 10	14.87% 69	65.30% 303	12.07% 56	5.60% 26	464	-0.04
Improving our local response to climate change	1.06% 5	12.71% 60	68.64% 324	13.35% 63	4.24% 20	472	-0.07
Improving sustainability / reducing carbon footprint / recycling / composting	5.51% 26	30.08% 142	47.88% 226	12.71% 60	3.81% 18	472	0.21
Expanding services and housing options for seniors	1.70% 8	15.29% 72	51.80% 244	17.20% 81	14.01% 66	471	-0.27

	EXCELLENT	GOOD	NOT SURE	FAIR	POOR	TOTAL	WEIGHTED AVERAGE
Improving broadband internet access	2.11% 10	12.66% 60	44.94% 213	20.46% 97	19.83% 94	474	-0.43
Improving wireless phone service	1.26% 6	17.02% 81	39.71% 189	21.01% 100	21.01% 100	476	-0.43
Revitalizing village centers	2.97% 14	20.81% 98	40.13% 189	25.27% 119	10.83% 51	471	-0.20
Protecting / enhancing cultural assets (historic resources, events, etc.)	9.59% 45	40.72% 191	38.59% 181	8.96% 42	2.13% 10	469	0.47
Managing/improving access to Housatonic River	1.89% 9	10.48% 50	72.12% 344	11.32% 54	4.19% 20	477	-0.05
Promoting business/economic development	1.26% 6	16.42% 78	50.74% 241	19.79% 94	11.79% 56	475	-0.24
Providing more regulatory oversight for docks on the six lakes and Housatonic River	2.55% 12	11.68% 55	70.70% 333	9.98% 47	5.10% 24	471	-0.03

Q19: How well do you think the Town of Salisbury is doing addressing these goals?

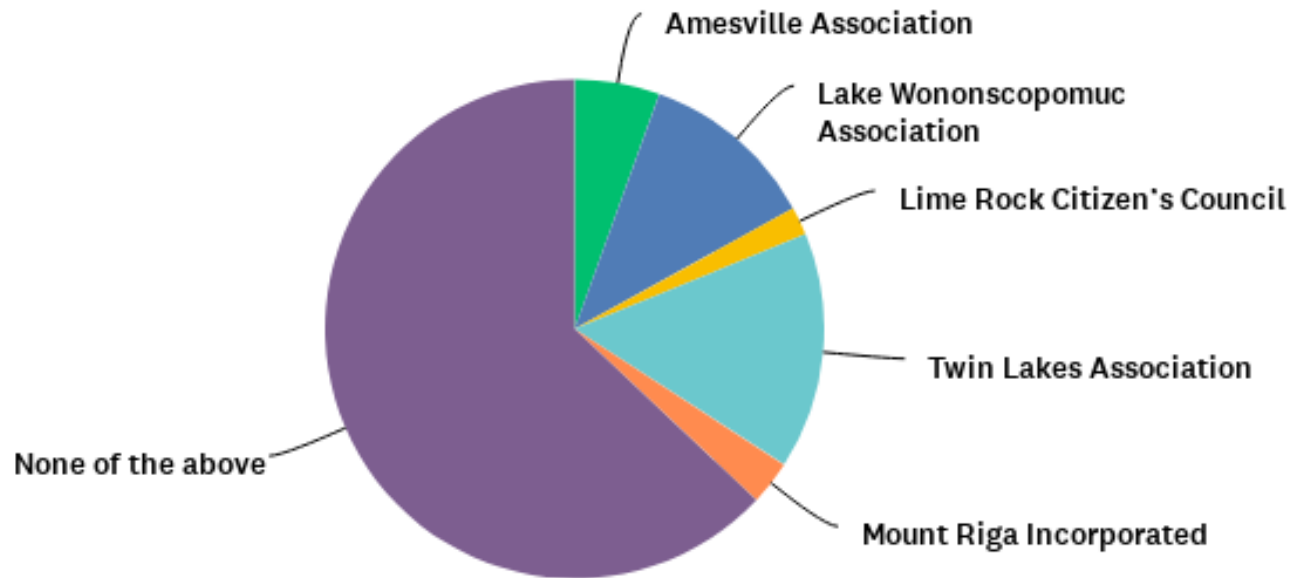
Answered: 483 Skipped: 198

	EXCELLENT	GOOD	NOT SURE	FAIR	POOR	TOTAL	WEIGHTED AVERAGE
Improving local protection of wetlands and watercourses, through regulation and education	5.73% 27	29.51% 139	47.77% 225	12.31% 58	4.67% 22	471	0.19
Improving housing options and opportunities for Town employees	0.84% 4	8.37% 40	48.95% 234	20.08% 96	21.76% 104	478	-0.54
Maintaining local hospitals and health care	1.26% 6	10.48% 50	37.11% 177	25.37% 121	25.79% 123	477	-0.64
Expanding housing diversity (apartments, duplexes)	1.69% 8	13.77% 65	33.26% 157	24.36% 115	26.91% 127	472	-0.61
Improving community facilities (e.g., recreation, transfer station)	18.74% 89	52.21% 248	20.42% 97	7.37% 35	1.26% 6	475	0.80

	EXCELLENT	GOOD	NOT SURE	FAIR	POOR	TOTAL	WEIGHTED AVERAGE
Expanding town water and sewer to areas near the villages of Lakeville and Salisbury	1.71% 8	8.76% 41	70.51% 330	7.05% 33	11.97% 56	468	-0.19
Enhancing walkability	2.35% 11	28.85% 135	44.44% 208	16.67% 78	7.69% 36	468	0.01
Traffic calming in villages	3.38% 16	24.95% 118	35.31% 167	24.10% 114	12.26% 58	473	-0.17
Expanding parking in villages	2.35% 11	15.81% 74	50.00% 234	21.37% 100	10.47% 49	468	-0.22
Promoting mass transit	1.94% 9	2.58% 12	63.87% 297	11.40% 53	20.22% 94	465	-0.45
Adequate and reliable utilities (electricity, oil, propane)	5.08% 24	33.69% 159	44.70% 211	12.92% 61	3.60% 17	472	0.24
Maintaining quality public schools	29.39% 139	41.86% 198	23.26% 110	4.44% 21	1.06% 5	473	0.94
Protecting scenic viewsheds	5.10% 24	25.05% 118	51.59% 243	12.53% 59	5.73% 27	471	0.11

Q20: Are you a member of any of these neighborhood associations? (select one)

Answered: 489 Skipped: 192



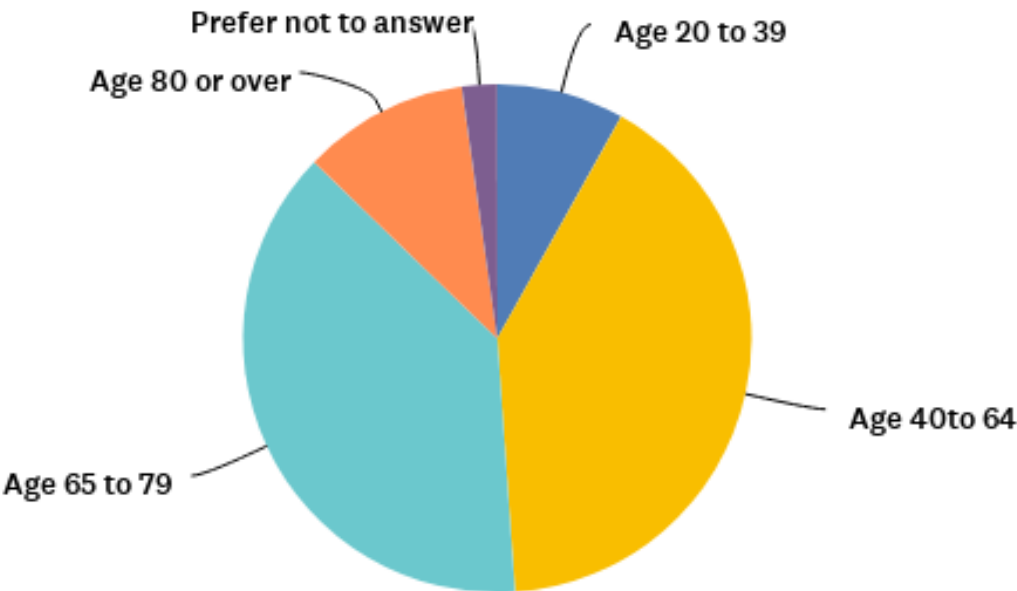
Q20: Are you a member of any of these neighborhood associations? (select one)

Answered: 489 Skipped: 192

ANSWER CHOICES	RESPONSES	
Amesville Association	5.52%	27
Lake Wononscopomuc Association	11.45%	56
Lime Rock Citizen's Council	1.84%	9
Twin Lakes Association	15.34%	75
Mount Riga Incorporated	2.86%	14
None of the above	62.99%	308
TOTAL		489

Q21: What age group are you part of?

Answered: 493 Skipped: 188



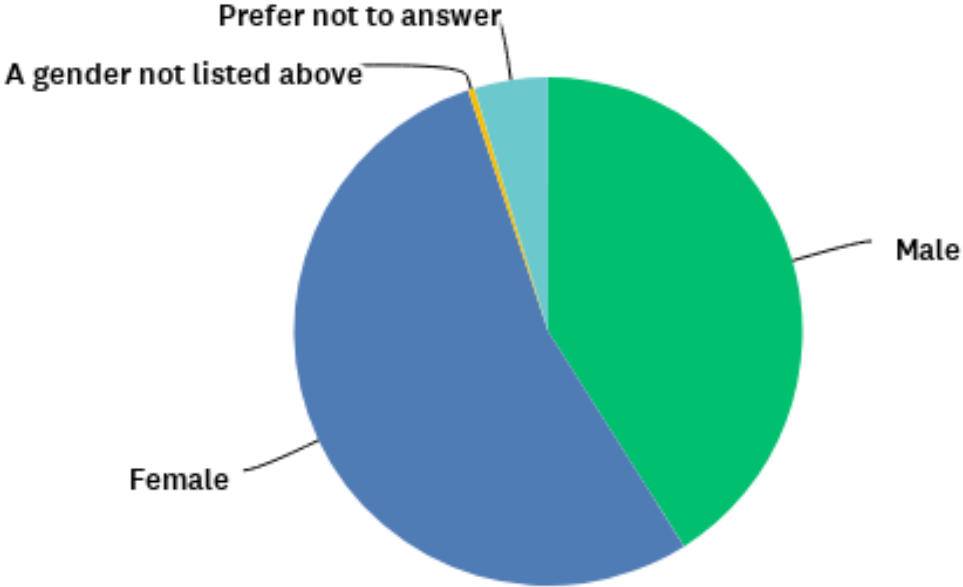
Q21: What age group are you part of?

Answered: 493 Skipped: 188

ANSWER CHOICES	RESPONSES	
Under 20 years old	0.00%	0
Age 20 to 39	8.11%	40
Age 40to 64	40.77%	201
Age 65 to 79	38.34%	189
Age 80 or over	10.55%	52
Prefer not to answer	2.23%	11
TOTAL		493

Q22: What gender do you identify as?

Answered: 490 Skipped: 191



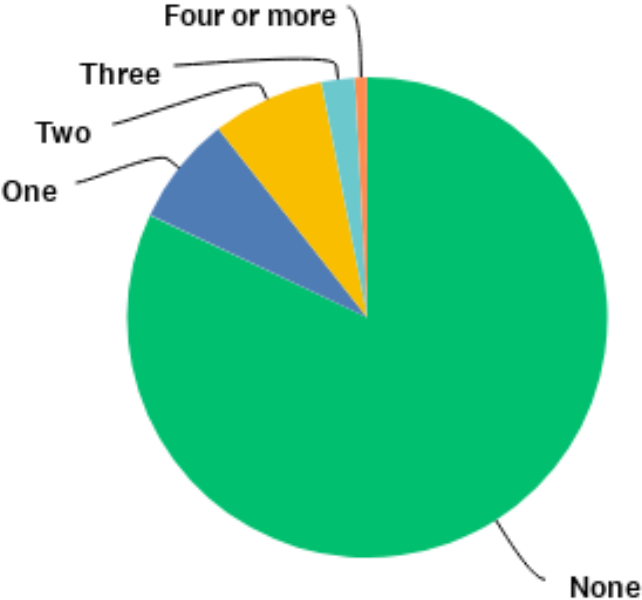
Q22: What gender do you identify as?

Answered: 490 Skipped: 191

ANSWER CHOICES	RESPONSES	
Male	41.02%	201
Female	53.88%	264
A gender not listed above	0.41%	2
Prefer not to answer	4.69%	23
TOTAL		490

Q23: Do you have any children in your household currently enrolled in public school in Salisbury?

Answered: 489 Skipped: 192



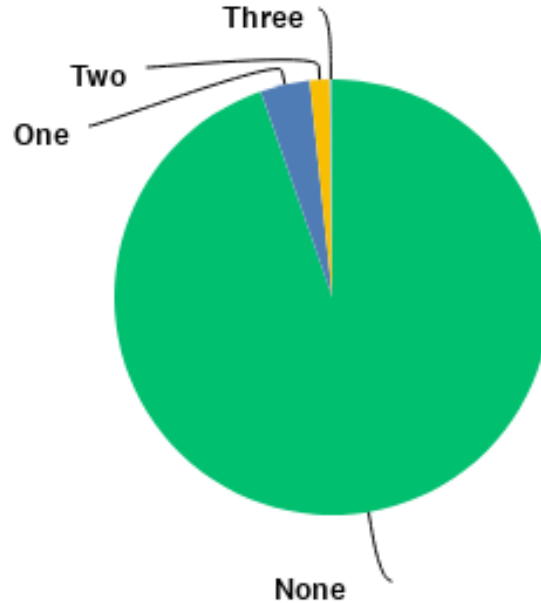
Q23: Do you have any children in your household currently enrolled in public school in Salisbury?

Answered: 489 Skipped: 192

ANSWER CHOICES	RESPONSES	
None	82.00%	401
One	7.36%	36
Two	7.57%	37
Three	2.25%	11
Four or more	0.82%	4
TOTAL		489

Q24: Do you have any children in your household currently enrolled in private school in Salisbury?

Answered: 488 Skipped: 193



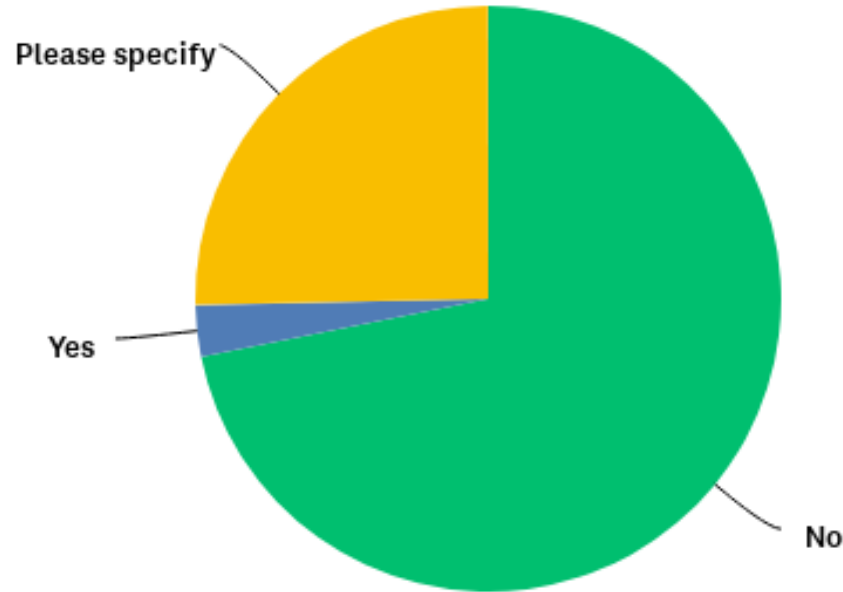
Q24: Do you have any children in your household currently enrolled in private school in Salisbury?

Answered: 488 Skipped: 193

ANSWER CHOICES	RESPONSES	
None	94.67%	462
One	3.69%	18
Two	1.43%	7
Three	0.20%	1
Four or more	0.00%	0
TOTAL		488

Q25: Are there any strengths, weaknesses / concerns, or other topics pertinent to the Plan of Conservation and Development that we missed?

Answered: 458 Skipped: 223



Q25: Are there any strengths, weaknesses / concerns, or other topics pertinent to the Plan of Conservation and Development that we missed?

Answered: 458 Skipped: 223

ANSWER CHOICES	RESPONSES	
No	71.83%	329
Yes	2.84%	13
Please specify	25.33%	116
TOTAL		458

Q1: How did you learn about this on-line survey?

Answered: 674 Skipped: 7

